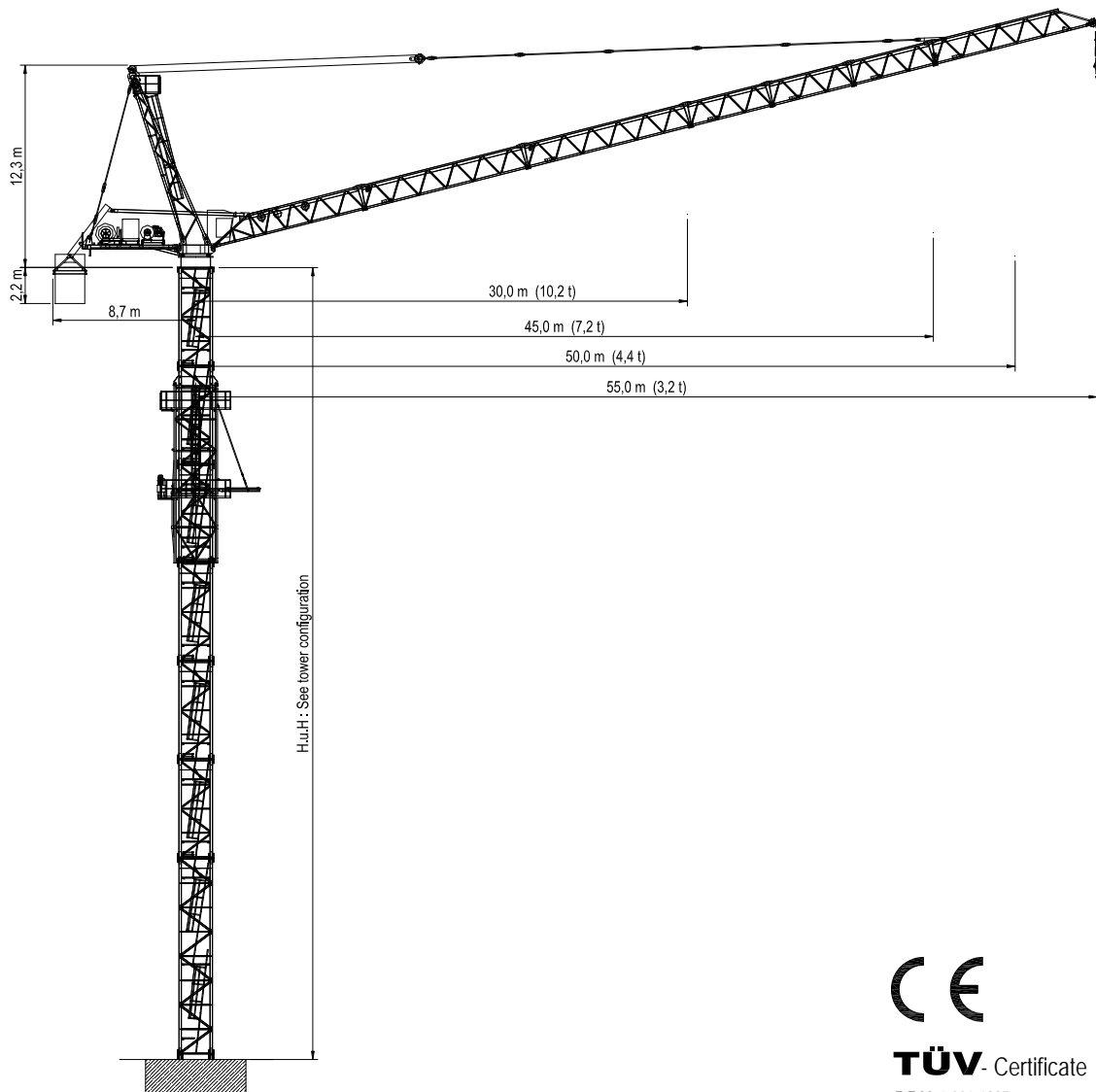


# BN 280-18

2/3/4 - Fall



Subject to modification without prior notice  
Edition Nov. 2006



**TÜV** - Certificate

F.E.M. 1.001-1987  
DIN 15018 H1 - B3

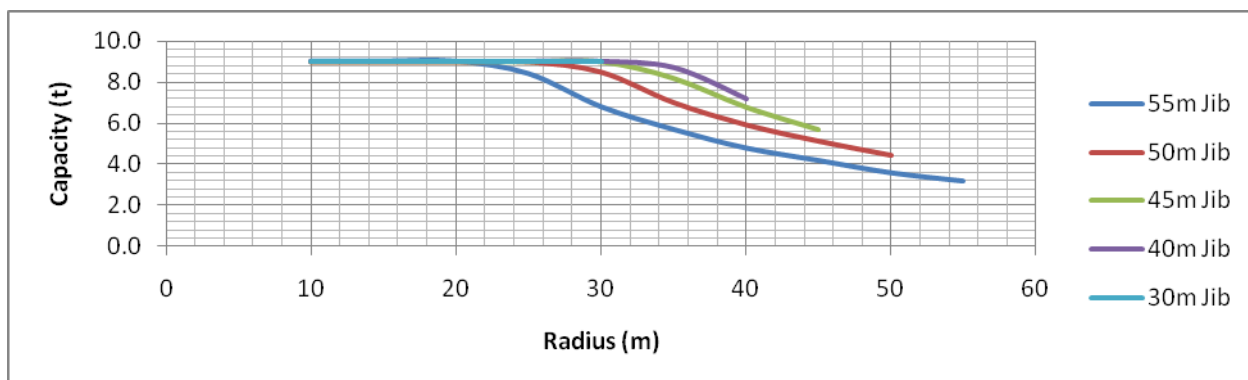
# BN 280-18

2/3/4 - Fall

## | Radius and Capacity

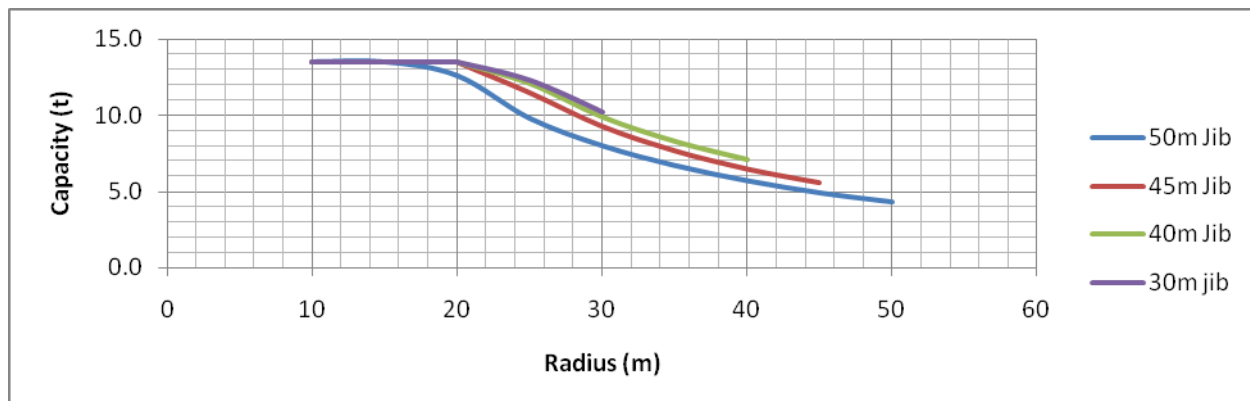
### 2-Fall

	Max	10	15	20	25	30	35	40	45	50	55
<b>55m Jib</b>	9.0 t (5.5-23.6 m)	9.0	9.0	9.0	8.4	6.8	5.7	4.8	4.2	3.6	3.2
<b>50m Jib</b>	9.0 t (5.0-28.5 m)	9.0	9.0	9.0	9.0	8.5	7.0	5.9	5.1	4.4	
<b>45m Jib</b>	9.0 t (4.5-32.5 m)	9.0	9.0	9.0	9.0	9.0	8.2	6.8	5.7		
<b>40m Jib</b>	9.0 t (4.0-34.0 m)	9.0	9.0	9.0	9.0	9.0	8.7	7.2			
<b>30m Jib</b>	9.0 t (3.0-30.0 m)	9.0	9.0	9.0	9.0	9.0					



### 3-Fall

	Max	10	15	20	25	30	35	40	45	50
<b>50m Jib</b>	13.5 t (5.0-18.8 m)	13.5	13.5	12.6	9.8	8.0	6.7	5.7	4.9	4.3
<b>45m Jib</b>	13.5 t (4.5-21.8 m)	13.5	13.5	13.5	11.5	9.3	7.7	6.5	5.6	
<b>40m Jib</b>	13.5 t (4.0-22.6 m)	13.5	13.5	13.5	12.1	9.9	8.3	7.1		
<b>30m Jib</b>	13.5 t (3.0-22.8 m)	13.5	13.5	13.5	12.3	10.2				

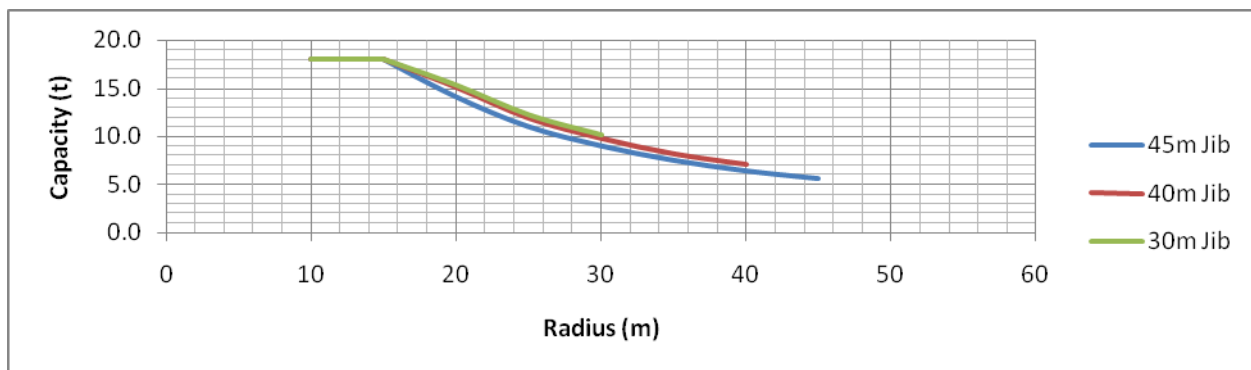


# BN 280-18

2/3/4 - Fall

## 4-Fall

	Radius(m)	10	15	20	25	30	35	40	45
<b>45m Jib</b>	18.0 t (4.5-15.9 m)	18.0	18.0	14.1	11.0	9.0	7.5	6.4	5.6
<b>40m Jib</b>	18.0 t (4.0-16.9 m)	18.0	18.0	15.1	11.9	9.8	8.2	7.1	
<b>30m Jib</b>	18.0 t (3.0-17.1 m)	18.0	18.0	15.3	12.2	10.1			



## | Speed

<b>Speed</b>	480 V			
	60 Hz			
	Motor	54.0 kW	2 x 5.3 kW	79 kW
	Speed	2 m	1.2 rpm	16.3 - 165.7 m/min

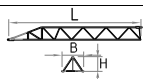
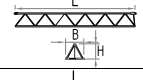

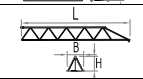
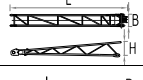
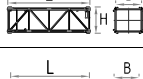
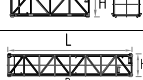
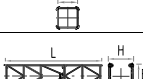
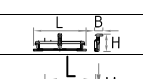
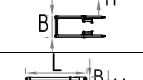





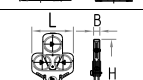
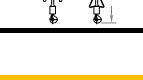



## | Hoist Drum

<b>HH max.</b>		10 Layer / 900.0 m
----------------	--	--------------------

## | Counterweight

<b>All Lengths</b>	30.0 t
--------------------	--------

### | Transport

No.	Description	Shape	L (m)	B (m)	H (m)	Kg (t)
1	Jib section 1		9.56	1.56	1.56	1796
1	Jib section 2		10.50	1.56	1.56	1528
1	Jib section 3		10.50	1.56	1.56	1448
3	Jib section 4		5.37	1.56	1.56	699
1	Jib section 5		10.50	1.56	1.56	1279
1	Tower top		11.6	2.30	1.90	3135
1	Tower Section TS19-06S		6.00	2.25	2.25	3031
1	Tower Section TS19-06RS		6.00	2.25	2.25	3533
1	Basic Towersection TS19-12S		12.00	2.25	2.25	6754
1	Climbing Unit EC19		11.00	2.68	2.75	4648
1	Climbing Traverse		1.95	0.1	0.51	400
1	Swing		3.97	1.84	0.75	1352
2	Moving bar		8.68	0.31	0.31	466
10	Counter-weight		1.80	0.24	3.00	3000
1	Counter-weight frame		2.10	2.92	1.20	755
1	Counterjib with hoist + luffing unit		6.25	4.25	2.00	9160
1	Hoist unit + rope		3.10	1.70	1.80	3200
1	Luffing unit + rope + brake		2.70	2.10	1.50	3340
1	Turntable + slewing unit		4.73	2.40	3.20	9090
1	Hook-block		1.20	0.40	1.91	740